



PARTNER'S MONTHLY REPORTING TEMPLATE

Partner's Name: ARTCF

Area Program's Name: GISAGARA Ap

ANNUAL REPORT: FY2024

I. Introduction












Narrative summary (1-4 Paragraphs) of what has been done during reporting period in the sector of implementation (CESP, R&L, CP & Education and Health and Wash projects)

CESP

In Quarterly report IV Fy24, the following activities have been achieved:

SPONSORSHIP

In CESP component, ARTCF has been able to realize the following activities:

-  ILs 219
-  305 SLs &EIs
-  42 GNs
-  CEWs
-  105 holds
-  65 CUPs
-  82 CUVs
-  0 Query
-  1659 Children monitored
-  66 Child benefits
-  0 Participations

In this year all activities planned have been done, where 1659 RCs Children were monitored and 48 GNs were distributed 65 CUPs and 82 CUVs were captured and we managed case management of 66 RCs who faced various health issues that had to be supported rapidly through having School books, milk, pens, and transport fees

Different meetings have been organized and motivation for community and Teachers volunteers in sponsorship programs.

Health and wash

In Community Hygiene and Sanitation, different activities were realized such as visiting CHC per village, monitoring community Hygiene Clubs (CHC), mobilizing community members to join CHCs, participating in Growth Monitoring of children under five years, and field visits to children enrolled in home-based ECDs per villages, meeting with home-based ECD and CHC Monitors mobilization the population to send their under-five children in the HB ECDs. In this month of September HBECDS located. CHC members and facilitators encouraged parents to have chicken gardens and to prepare balanced diet to protect the life of their children

In Gabiro and Nyakibungo cells have been done graduation, the children aged 6 years old are in PI, and those aged 5 years old are admitted to nurseries found in schools located in GISHUBI Sector.



Resilience and Livelihood

UP DATE NUMBER AT THE END OF OCTOBER IN PERCENTAGE

TECHNICAL TRAINING					
M	F	T	TARGET	%	
4535	5191	9726	10,000		
EMPOWERED WORD VIEW					
M	F	T	TARGET	%	
4535	5191	9148	10,000		We mobilized beneficiaries to participate in EWW
MONITORING			8576	Coaches will mobilize participants to attend in monitoring period	

In resilience & livelihood, ARTCF conducted monitoring data for 9726 beneficiaries of thrive and conducted EWW, Sustainable farming technology, and S4T Modules training whereby 9909 beneficiaries have been trained on EWW at 91.75%

In UPG Project 2635 beneficiaries are also trained on EWW, and coaches visited participants at their home

About 412 MIS out of 400 targeted data were collected from field of S4T groups and typed in Micro soft Excel for better information retrieval, among them, 225 operate from Gishubi and 187 Ndora sectors, this was achieved to the extent of 103% due to 12 saving Groups which created

At the end of September, the S4T group members saved 490,226,864 from the loan taken in their group, which is equal to 258,589,705 flows, and the balance at the bank is equal to 34,161,713frws.

In this quarter 12017 children attended spiritual natural formation this was achieved at 100.14 %

In Youth Ready project cohort 1 consisted of 120 participants who finished all sessions, and Cohort 2 consisted of 118 participants who finished 28 sessions, therefore the facilitators of cohort 1 are going to recruit second round.

Child protection and education

ARTCF carried out the following activities IN CPE:

- Monitoring of 70 active reading clubs with attendance of 1703 boys and 1799 girls, 3502 In total Included RC and Community Children. So, we have 1004 Boys 1052 Girls in total children are the registered children (RC) are 2056 in world vision sponsorship program. And we have 699 Boys 747 Girls, in total Community Children are 1446, all in generally we have 3502 Children who attended Reading Camps in this month of September.
- Parental reading workshop for 7th and 8th Sessions for 3200 parents, they are include 1300 Male and 1900 Female.
- Conducted training for 30 primary teachers on sign language and inclusive education and preparing and attend child friendly safeguarding raising awareness for 4 groups including Children age3-5,6-11, 12-17 and parents.
- Monitoring of Celebrating families of 10 couples who were in conflict in their Families
- Books distribution at all Reading Camps Gishubi and Ndora Sectors
- Meeting with all members Facilitators who work with in Reading Camps work Child Protection and Education (CPE), we met at the meeting on 23/07/2024.



CPE Photos.docx

Follow up of couples trained

We visited Twenty families who received the Celebrating Family training after changing their mind set, the aim was to evaluate whether the training they received attempt to get a positive effect on their life as a family in terms of forgiveness and conflict resolution.

The training provided to the parents on how to get out of the conflict has also a positive effect on their children because their lives have become much better both at school and at home.



Couples Visited
picture.docx

II. Summary table

SOI (KPI)	Total pending during the current month			Processed	Not processed		
	Not processed the previous month	Received during the current month	Total pending		Pending current	Pending overdue	Total pending
# ILs		219	219	219	130		130
# SL(Replies)		305	305	305			
# EL (Replies)		48	48	48			
# GNs		105	105	105	On hope		
# Holds							
# New RC registered							
# RC replacements							
# Queries		0	0	0			
# CEWs		0	0	0	On hope		
# CUPs		65	65	65	On hope		

# CUVs		82	82	82			
# Christmas Cards							
# Child benefits		66	66	66			
Participations		H0	H0	H0			
# RC monitored		1659	1659	1659			

III. **Child Wellbeing Issues reporting section (Identified, reported, supported and pending during this month (about Educ, Health Eminences, Nutrition case management)**

What CWB issue did you identify?	How many Children got affected?	Share about your interventions (Examples.....)
Children whose health status was unsatisfactory and others who have mental disability		ARTCF with the collaboration of W V, we manage them to provide medical treatment and school materials
Death case. Of the Child with RC		ARTCF helped the family in funeral ceremonies.
Poverty in the families	In general,	Advocacy.
Moving from community to community of UPG HH	Reporting the issue to WV office.	Removing them from the program

III. **Child Wellbeing Issues reporting section (Identified, reported, supported and pending during this month (about Educ, Health Eminences, Nutrition case management)**

What CWB issue did you identify?	How many Children got affected?	Share about your interventions (Examples.....)
Children whose health status was unsatisfactory and others who have mental disability		ARTCF with the collaboration of W V, we manage them to provide medical treatment and school materials
Death case. Of the Child with RC		ARTCF helped the family in funeral ceremonies.
Poverty in the families	In general,	Advocacy.
Moving from community to other community by UPG HH.	Reporting the issue to WV office.	Removing them from the program

IV. Challenges/Risks in your area of operation (propose solutions for any risk and support needed on the highlighted here)

Nº	Issue/challenge noted	Proposed solution	Support needed from the cluster
1	In the process of graduation (UPG), Divorce and family conflicts are a hindrance for the efficient use of transferred assets.	Massive dialogue with the beneficiaries through celebrating families, training and working together with local Authority	Providing training on how to resolve family disputes.
2	In the process of graduation (UPG), we are challenged by thieves among the Family members	We are working closely with their mentors or village and cell coaches and local leaders to help them to come out differences in their families	Providing training on how to resolve family disputes.
3	Some reading camps without mats and Bank Books for facilitating children during reading sessions and for HBECDs.	Reporting the issue to WV office	Provision for mats and Bank Books for remaining reading camps and for all HBECDs
4	We are challenged by the issue of collecting data related to UPG HH during monitoring and THRIVE participants where we need specific smart phone which	Providing smart phones which are able to collect all data	Providing smart phones which are able to collect all data
5	Moving from community to another community by UPG HH.	Reporting the issue to WV office.	Removing them from the program

V. Plan of the next month

1. Monitor the allocation of Monetary gift for the RC efficiently
2. SOIs Management
3. Child monitoring (CMS)
4. Mobilization concerned with the well-being of children
5. Continue to resolve case management as planned
6. Capture CUPs & CUVs
7. Meeting with Parents of Registered Children

8. Help the Special Needs Education for Children in Emergency
9. Monitoring of community hygiene clubs created.
10. Sensitizing on safe transportation, handling storage, and dispensing water for drinking in community
11. Working together with a trained CHW in community
12. Monitoring Home based ECDs and nutrition centers
13. Preparation of training to CHC Monitors and CHC committees to increase their capacity.
14. mobilizing community members to join CHCs
15. Continue Sensitizing parents to enroll in Home based ECDs their under five children Meeting with ECD and CHC Monitors for improving performance and accountability
16. Meeting with health centers leaders to share experience and better collaboration
17. Creation of new community clubs
18. Mobilizing parents to send their children to participate in youth ready project
19. Sensitize volunteers for approaching participants of UPG and THRIVE in their community
20. Accumulating participants of UPG and THRIVE to receive EWV at high level
21. Sensitize all participants of UPG and THRIVE who did not join the S4T groups to do it

Monthly Financial Reporting Tool

Reporting Period: Year 2024

Name of Area Program: Gisagara

Name of the Partner: ARTCF

CESP													
Cost allocation Center	Output/Activities	Monthly target/ (Planned)	Cumulative target (Annual target)	Monthly achievement Vs monthly target			Cumulative Achievement Vs annual Target			Total Budget (Total amount received up to date in FRW)	Cumulative Spending up to date in FRW	Variance (Spending VS Budget)	Budget Variance Explanation
				M	F	Total	M	F	Total				
80.04.04	Enable TFE partners to effectively deliver on SOIs, CMS and Sponsorship 2.0 Projects Deliver-ables												
1	Plan, organize and facilitate children to actively participate in SL/EL (Digital SL), with a focus on life skills and development assets	63	52	39	38	77	563	617	1180	200,000	200,000	0	
2	Plan, organize and facilitate Children to actively participate in IL (Digital IL), with a focus on life skills and development assets	159	14	24	30	54	277	391	668	127,000	127,000	0	
3	Plan, organize and facilitate children to actively participate in FL (Digital FL), with a focus on life skills and development assets.	-	0	0	0	0				-	0	0	
4	Facilitate GN Processing for individual child and community for active participation	75	35	10	7	17	234	356	590	180,000	180,000	0	

5	Plan, organize and facilitate children to respond to SO queries	2	0	0	0	0	0	0	0	1,600	1,600	0			
6	Plan, organize and facilitate children in the RC selection (capture of Parental consent, Birth certificates, capture of Child info, Produce CGPs and CGVs)	8	15	44	61	105	242	312	449	15,000	15,000	0			
7	To facilitate the implementation of APRs Child Expression Worksheets for sponsors.	0	1,02	0	0	0	1750	1840	3546	816,000	816,000	0			
8	To facilitate the implementation of APRs, child update photos for sponsors will be provided.	0	1,02	201	30	35	65	1750	1840	3546	1,224,000	1,224,000	0		
9	To facilitate the implementation of Child Update Videos for sponsors.	0	4,08	338	20	22	42	1750	1840	3546	2,040,000	2,040,000	0		
10	Facilitate Child monitoring according to the sponsorship standards	0	4,08	404	782	719	1501	1750	1840	4284	8,160,000	8,160,000	0		
11	Facilitate follow-up and handling of children's case management	13	10	14	17	31	53	58	111	2,500,000	2,500,000	0			
12	To facilitate quarterly community meetings with volunteers, RC parents to actively participate and further their commitments to the most vulnerable children	5	12	5	12	40	48	88	50	60	110	1,500,000	1,500,000	0	
	Admin cost										3,352,720	3,295,517	57,203		
	Grand Total										20,116,320	20,059,117	57,203		

RESILIENCE and LIVELIHHOD													
Cost allocation Center	Output/Activities	Monthly target / (Planned)	Cumulative target (Annual target)	Monthly achievement Vs monthly target			Cumulative Achievement Vs annual Target			Total Budget (Total amount received up to date (FRW))	Cumulative Spending up to date (FRW)	Variance (Spending VS Budget)	Budget Variance Explanation
				M	F	Total	M	F	Total				
	Enable TFE partners to effectively deliver on Ultra-Poor graduation Interventions through Coaching, Monitoring and Reporting on HHs under UPG												
27.01.02	# UPG members who attended EWW trainings	2600	2600	1379	1256	2635	1379	1256	2635	4,920,000	4,920,000	0	
28.03.04	# UPG members who attended technical trainings	2500	5200	2429	2745	5174	2429	2745	5174	4,920,000	4,920,000	0	
28.04.05	# HHs received productive asset through cash transfer		2600	1379	1256	2635	1379	1256	2635				
28.04.03	# UPG HH who did not managed well cash transferred and other resources	0	0	0	0	0	0	0	0				
28.04.05	# HHs visited in the process of graduation in their livelihood	2600	2600	1379	1256	2635	1379	1256	2635	9,360,000	9,360,000	0	
	# HH implementing related agriculture activities	10200	10200	4535	5191	9726	4535	5191	9726				
	# HH with livestock farming	10200	10200	4535	5191	9726	4535	5191	9726				
	# HH running businesses	5200	5200	4535	5191	5172	4535	5191	5172				
	# HHs that have developed	10200	10200	4535	5191	9726	4535	5191	9726				

	written HH targets and simple business plans (Imihigo y'Umuryango)												
	# UPG members linked to external resources (VUP, Direct support, NGOs and other opportunities)	10200	10200	4535	5191	9726	4535	5191	9726				
28.01.04	# HH members who accessed financial services through S4T (Savings & Loans)	3600	10800	3293	6616	9909	3293	6616	9909				
	# of S4T members attended EWV in their S4T groups	3600	10800	3293	6616	9909	3293	6616	9909	4,800,000	4,800,000	0	
28.02.03	# of S4T members trained on S4T model through S4T groups	3080	10800	3293	6616	9909	3293	6616	9909	10,800,000	10,800,000	0	
	# of S4T groups reached through EWV trainings	3080	8400	3293	6616	9909	3293	6616	9909				
	# of S4T groups reached through S4T model trainings	134	400			412			412				
27.02.01	# Children participated in spiritual nurture activities	2550	10200	5471	6546	12017	5471	6546	12017	108,000	108,000	0	
02.02.01	# S4T groups mobilized to join Producer groups for market linkage	3	104			108			108				
04.02.01	# Participants monitored and coached through Thrive participants implementation units (PIU) leaders	2533	7600			8578			8578				
04.02.01	# THRIVE participants attended EWV trainings	2533	7600			8578			8578	13,000,000	13,000,000	0	
04.01.03	# Couples attended celebrating families' sessions		40			40			40	720,000	720,000	0	
	Celebrating family facilitators									180,000	180,000	0	
04.01.03	# HHs mentored in the process of celebrating	150	150			184			184	300,000	300,000	0	

	families for transformation											
27.01.02	# Transformation stories collected (3 stories per quarter-/monthly report with attached stories including before and after original Landscape pictures)	1	12			3			3			
	# Community based Empowered World View Promoters for THRIVE Participants	2600	2600			8526			8526	4,920,000	4,920,000	0
	Youth Ready Project											
01.02.03	Incentives for Youth Ready Champions during training in 50 sessions					280			280	2,218,000	2,218,000	0
01.02.01	Meeting of youth Ready mentors at AP level(20SPs) once per year					2			2	443,600	443,600	0
01.05.01	Youth Saving Groups					8			8	177,440	177,440	0
03.05.02	Incentives for village agents					4			4	170,342	170,342	0
04.01.02	1 Meeting at AP level					8			8	133,080	133,080	0
04.03.01	session with parents having youth in the project					2			2	133,080	133,080	0
	Admin cost									11,133,154	10,532,130	601,024
	Grand Total									68,436,696	67,835,672	601,024

Child Protection and Education													
Cost allocation Center	Output/Activities	Monthly target/ (Planned)	Cumulative target (Annual target)	Monthly achievement Vs monthly target			Cumulative Achievement Vs annual Target			Total Budget (Total)	Cumulative	Variance (Spending)	Budget variance
				M	F	Total	M	F	Total				
	Enable TFE partners to effectively deliver on Reading Camps establishment, Awareness raising for Parents/ caregivers and conduct regular monitoring, reporting and progress review of reading camp to support literacy skill development of their children (PAW)												
31.04.03	# of parents/caregivers trained on celebrating families	400	400	198	198	396	198	198	396	4,400,000	4,400,000	0	
31.04.04	# of celebrating family facilitators/ IZU trained	20	20	26	14	40	26	14	40	896,000	896,000	0	
32.02.01	# of community literacy facilitators trained on UL community action	140	140	75	65	140	75	65	140	3,080,000	3,080,000	0	
	# of children attending reading camps (boys and girls). Here each reading camp facilitator will receive facilitation fees	3500	3500	1703	1799	3502	1703	1799	3502	16,800,000	16,800,000	0	
	# RC attending reading camps.			1004	1052	2056	1004	1052	2056				
	# Community children attending reading camps			699	747	1446	699	747	1446				
32.02.04	# of parents/caregivers trained in UL literacy support	25	25	8	17	25	8	17	25	-			
32.03.02	# of parents/caregivers trained in learning roots parenting	400	400	50	350	400	50	350	400	8,600,000	8,600,000	0	

	approaches												
32.03.01	# of teacher trained in learning roots methodology	-	-	50	350	400	50	350	400	725,000	725,000	0	
32.03.06	# of children with disability supported	10	10	3	3	6	3	3	6	3,900,000	3,900,000	0	
	Admin cost									7,680,200	7,646,220	33,980	
	Grand Total									46,081,200	46,047,220	33,980	

Health and Wash													
Cost allocation Center	Output/Activities	Monthly target/ (Planned)	Cumulative target (Annual target)	Monthly achievement Vs monthly target			Cumulative Achievement Vs			Total Budget (Total amount received up to date (FRW))	Cumulative Spending up to date (FRW)	Variance (Spending VS Budget)	Budget Variance Explanation
				M	F	Total	M	F	Total				
35.01.01	Community Hygiene and sanitation									4,860,000	4,859,105	895	
36.01.01													
1	# of community members mobilized	2,430	12,580	7078	7843	14981	7078	7843	14981				
2	# CHC identified per village	162	243	NA	NA	431	NA	NA	431				
3	# CHC graduated	162	243	NA	NA	15	NA	NA	15				
4	# CHC under graduation process	27	81	NA	NA	66	NA	NA	66				
5	# Village without CHC	0	0	NA	NA	0	NA	NA	0				
6	# of HH with new sanitation constructed	556	1,667	NA	NA	1486	NA	NA	1486				
7	# HH with new HW facility constructed	556	1,667	NA	NA	1486	NA	NA	1486				

8	# HH with connection/water	30	360	NA	NA	574	NA	NA	574				
9	# sanitation and hygiene issues identified	30	90	NA	NA	153	NA	NA	153				
10	# sanitation and hygiene issues addressed	30	90	NA	NA	153	NA	NA	153				
11	# of HH sensitized on safe transportation, handling storage and dispensing water for drinking	2,430	12,580	NA	NA	14,672	NA	NA	14,672				
33.01.0 33.01.0 4 33.03.0 33.04.0 3	Home based ECD and nutrition centers									4,860,000	4,860,000	0	
12	# and % of Women of Reproductive Age (15-49) in program area reached by a trained CHW	3,251	6,002	NA		12,140	NA		12,140				
13	# of children enrolled in home based ECDs	2,625	2,625	2977	3388	6,365	2977	3388	6,365				
14	# Growth monitoring of Under five children	7,512	7,512	6,277	6,717	12,994	6,277	6,717	12,994				
15	# of children in green	6199	6199	6,277	6,717	12,993	6,277	6,717	12,993				
16	# of children in yellow	100	300	5	8	13	5	8	13				
17	# of children in red	3	13	1	2	3	1	3	3				
18	# of children rehabilitated	103	313	1	3	4	1	3	4				
	Admin cost									1,944,000	1,944,000	0	
	Grand Total									11,664,000	11,663,105	895	
	ADMIN COST FOR ALL PROJECTS									24,160,074	23,467,867	692,207	

	TOTAL FOR ALL PROJECTS										146,298,216	145,605,114	693,102	
--	-------------------------------	--	--	--	--	--	--	--	--	--	--------------------	--------------------	----------------	--

From the Partner: Prepared by:

Reviewed by:

Approved by:

WVR Cluster Side: Received & Checked by:
(Spons. Coord/ Sector Lead)

Reviewed by:
(Cluster Accountant)

Approved & Uploaded in One drive by:
(Cluster Manager)


Photos illustrating some activities realized

CESP Photos illustrating some activities

Community Meetings



CASE MANAGEMENT



SUCCESS STORIES

A child named UWIZEYIMANA Sandrine, a beneficiary of the World Vision sponsorship program, comes from an underprivileged family that didn't even have a house.

The child struggled to attend school. However, after joining the Sponsorship program, she found a sponsor who also gave her gifts.

The first gift she received was used to purchase a plot of land for farming, and the second was used to buy a goat for fertilizer. Later, she received another gift, and by then, the goat had reproduced. Since she wasn't getting enough fertilizer, she sold the goats, combined the money with the gift, and bought a cow to ensure she had enough fertilizer and milk for herself and other children in the neighborhood.

Now, she is grateful to World Vision and the ARTCF volunteers because these opportunities have allowed her to study comfortably. She especially thanks her sponsor for their support.



I, MUKANTWARI Alphonsine, the mother of UWAJENEZA Odille, who is in the World Vision sponsorship program with the number 4115, would like to express our heartfelt thanks to the World Vision project and the sponsor for the development they have brought to us.

Before we received help from the project and the sponsor, we didn't have a house or any livestock; we were living in extreme poverty. But now, we have made progress, and we have managed to build two houses—one where we live and another that I am building for business purposes.

We now own several livestock, including two goats that we bought, and they have reproduced. We also have a cow that we purchased and rabbits, which provide us with fertilizer that supports our farming activities. With all of this, we are immensely grateful to the World Vision project and my sponsor, as they have helped us achieve so much. May God bless them abundantly?

Odille's Mother

Thank you.



CPE Photos illustrating some activities

Meeting with all members Facilitators who work in Reading Camps Child Protection and Education (CPE), we met at the meeting on 23/07/2024.



Some of the topics that were discussed during the conference included Continuous Improvement and Corrective Actions.

- ❖ Rethinking and re-remembering our responsibility to care for children in Reading Clubs and re-evaluating the values of Facilitators.
- ❖ How the Site/Camps must be prepared and all the requirements, not forgetting Destination and Local materials.
- ❖ Clarification of how to take a good photo should be provided when sharing activities/Reporting on the Site.
- ❖ Collecting Information When a child or children have a problem.
- ❖ Training children in hygiene is one of the characteristics of Child protection and education (CPE).
- ❖ Plan, we are going to continue to visit children in their homes in order to see and evaluate the positive impact of Reading Clubs.

- **Parental reading workshop**

Various activities include giving lectures to raise awareness among parents to take care of the child's rights and protect Children (CPE).



Visiting and monitoring of performance of Reading Camps in order to see their performance and to provide a defense where it was found that it is not good.



CPE, we visited families that came out of the conflict, they discussed the journey from where they came from and where they have reached now, before their children attend school, development was not known in their families, but now, children are learning without any problems and also Development is the way they are determined not to go back. children who are registered in Sponsorship program of World Vision Rwanda were taken out of isolation where they felt that it was impossible after receiving training known as Celebration Family training. We appreciate World Vision Rwanda



CHILD PROTECTION AND EDUCATION SUCCESS STORY

A mother called Kamanzi Alphomsina who has a child named UWIJURU Fabrice, we visited her at Cyamukuza cell Sagahungu village and talked about story about her child's life before and after she was in Reading Camp. Kamanzi Alphomsina told us her child was crying in the street, He was dirty, it was very difficult to take care of my child.



Because of World Vision, many have changed especially in education because my child when he started studying at Reading Camp made me realize that there are changes in life, behavior and love of learning, so we thank World Vision for the role he played to make our child change and now we have him as a good model child.

I'Kamanzi Alphomsina I am very grateful for all help that WV gives us in particular in general Because of WV we see the future of my children who will benefit of my family and our Country

Books and Book-Bank Distribution





HEALTH AND WASH






WASH And Health
SUCCESS STORY FOR


RESILIENCE AND LIVELIHOOD

 MUGENZUZI Sesar's
DEVELOPMENT STOR

 S4T success story
gisagara FOR JULY.dc

 UpG success story
.docx

 Resilience Success
Story.docx


Resilience success
story with beneficia